






1 Turn indicator, front right	61 Handbrake contact		Terminal tag (cable end tinned)
2 Sealed beam II, right	62 Door-operated switch, right		Screw connection (cable shoe)
3 Sealed beam I, right	63 Fuel gauge contact		Circular plug-in sleeve
4 Horn, right	64 Licence plate lighting		Circular plug
5 Horn, left	65 Rear light cluster, right		Flat plug-in sleeve
6 Sealed beam I, left	66 Rear light cluster, left		
7 Sealed beam II, left	67 Engine speed switch		
8 Turn indicator, front left	68 Magnetic valve		
9 Connection for engine compartment light	69 Plug connection for heater		
10 Coil	70 Plug connection for ignition/starter switch		
11 Primary resistance	71 Plug connection for heated rear window		
12 Distributor	72 Plug connection for luggage compartment light		
13 Automatic choke, front	73 Plug connection for radio		
14 Automatic choke, rear	74 Ground		
15 Oil pressure switch	75 Ground		
16 Coolant thermometer contact	76 Connection for electric sliding roof		
17 Alternator	77 Connection for electric fuel pump		
18 Starter	78 Connection for trailer flashers		
19 Brake fluid level control switch	79 Connection for motor driven radio antenna		
20 Battery, 12 V	80 Connection for fog light relay		
21 Horn relay			
22 Headlight high beam relay			
23 Regulator			
24 a) Terminal board, engine side			
24 b) Terminal board, passenger side			
25 Screenwasher pump			
26 Screenwiper motor			
27 Gearbox switch (Automatic only)			
28 Socket for gearbox switch (Automatic only)			
29 Plug for gearbox switch (Automatic only)			
30 Starter relay (Automatic only)			
31 Light switch			
32 Switch for rear fog warning light			

Instrument panel

- 33 Speedometer
- 34 Revolution counter
- 35 Printed circuit panel

Automatic transmission only

- a) Selector lever position indicator P (white)
- p) Selector lever position indicator R (red)
- q) Selector lever position indicator O (white)
- r) Selector lever position indicator A (green)
- s) Selector lever position indicator 2 (green)
- t) Selector lever position indicator 1 (green)
- u) Primary resistance
- v) Primary resistance